



Fluxx - Forgot Username or Reset Password

The State of Colorado is committed to providing equitable access to our services to all Coloradans. Our ongoing accessibility effort works towards being in line with the Web Content Accessibility Guidelines (WCAG) version 2.2, levels A and AA criteria. We welcome comments on how to improve this document's accessibility for users with disabilities and for requests for accommodations to any State of Colorado services. Please contact us at dcjgms@state.co.us or 720-582-4510.

Forgot Username or Password	1
Training Video	1
Step by Step Instructions	1
Reset Password while Logged into Fluxx	4
Step by Step Instructions	4
Frequently Asked Questions	4
Need More Help?	5

Forgot Username or Password

Training Video

[Video \(0:53 seconds\)](#)

Step by Step Instructions

1. Go to <https://dcjgrants.fluxx.io>
2. Click **Forgot Password?**.

COLORADO
Division of Criminal Justice
Department of Public Safety

DCJ Grants Portal

Login (all fields required)

Username

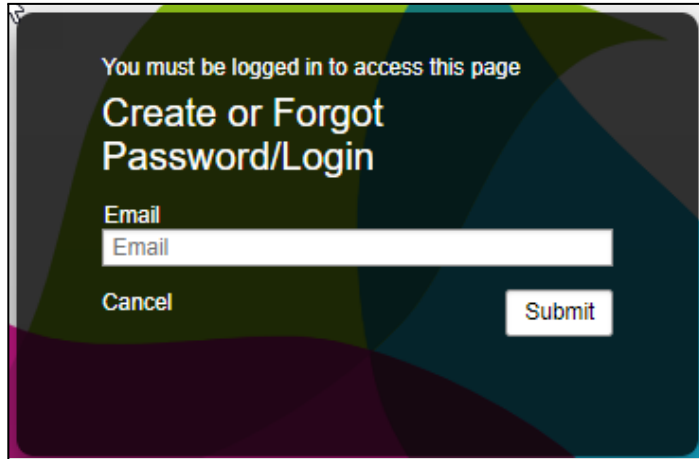
Password

Next

[Forgot Password?](#)

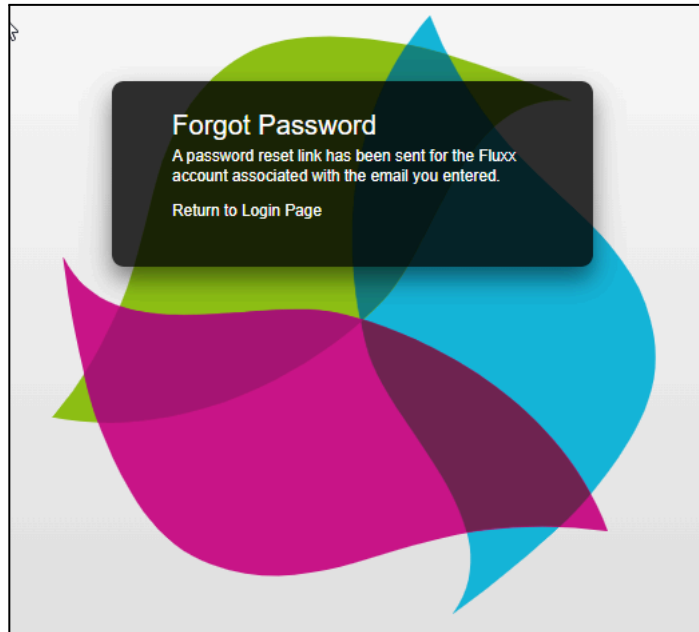
The State of Colorado is committed to providing equitable access to our services to all Coloradans. Our ongoing accessibility effort works towards being in line with the Web Content Accessibility Guidelines (WCAG) version 2.2, levels A and AA criteria. We welcome comments on how to improve this website's accessibility for users with disabilities and for requests for accommodations to any State of Colorado services. Please contact us at dcjgms@state.co.us or 720-582-4510.

3. Enter your email address in the field and then click **Submit**. An email will be sent that includes your username and a link to reset your password.

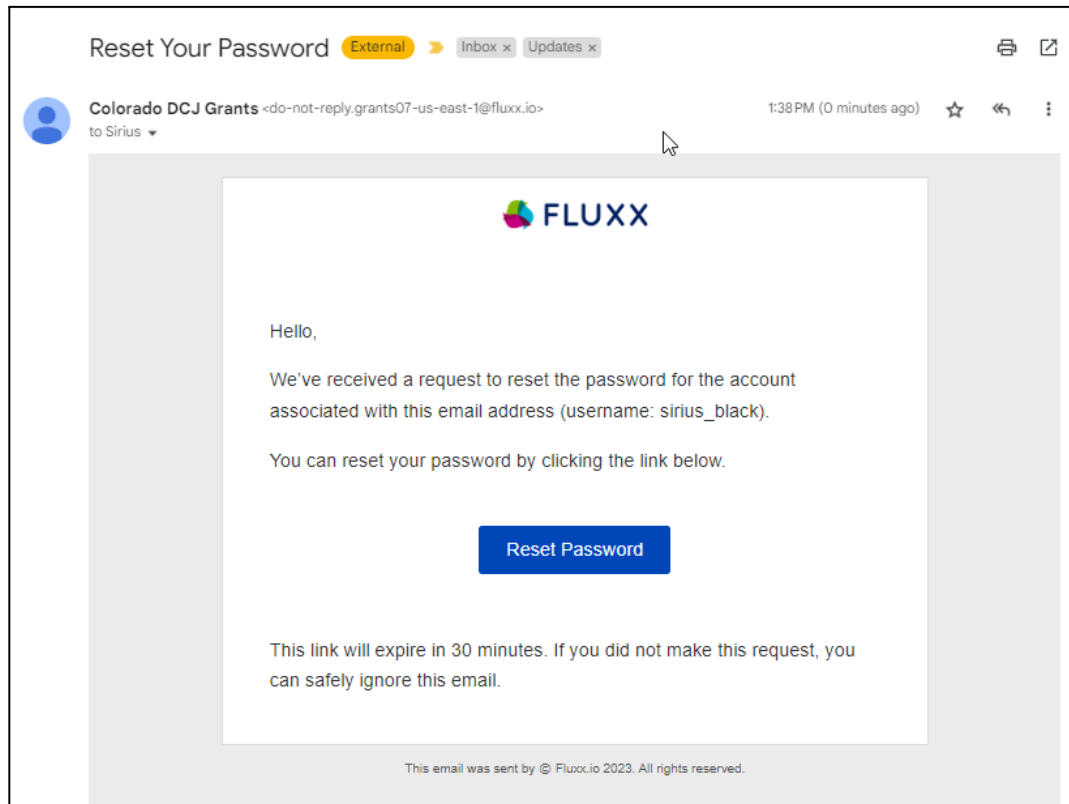


This screenshot shows a web form titled "Create or Forgot Password/Login". At the top, a message states "You must be logged in to access this page". Below the title, there is an "Email" label and a text input field containing the word "Email". At the bottom of the form, there are two buttons: "Cancel" on the left and "Submit" on the right. The background of the form is a dark, abstract design with overlapping green, blue, and purple shapes.

4. Click **Return to Login Page**.



5. Open the email and click **Reset Password**.



6. Enter your new password and confirm it, then click **Set Password and Log in**.

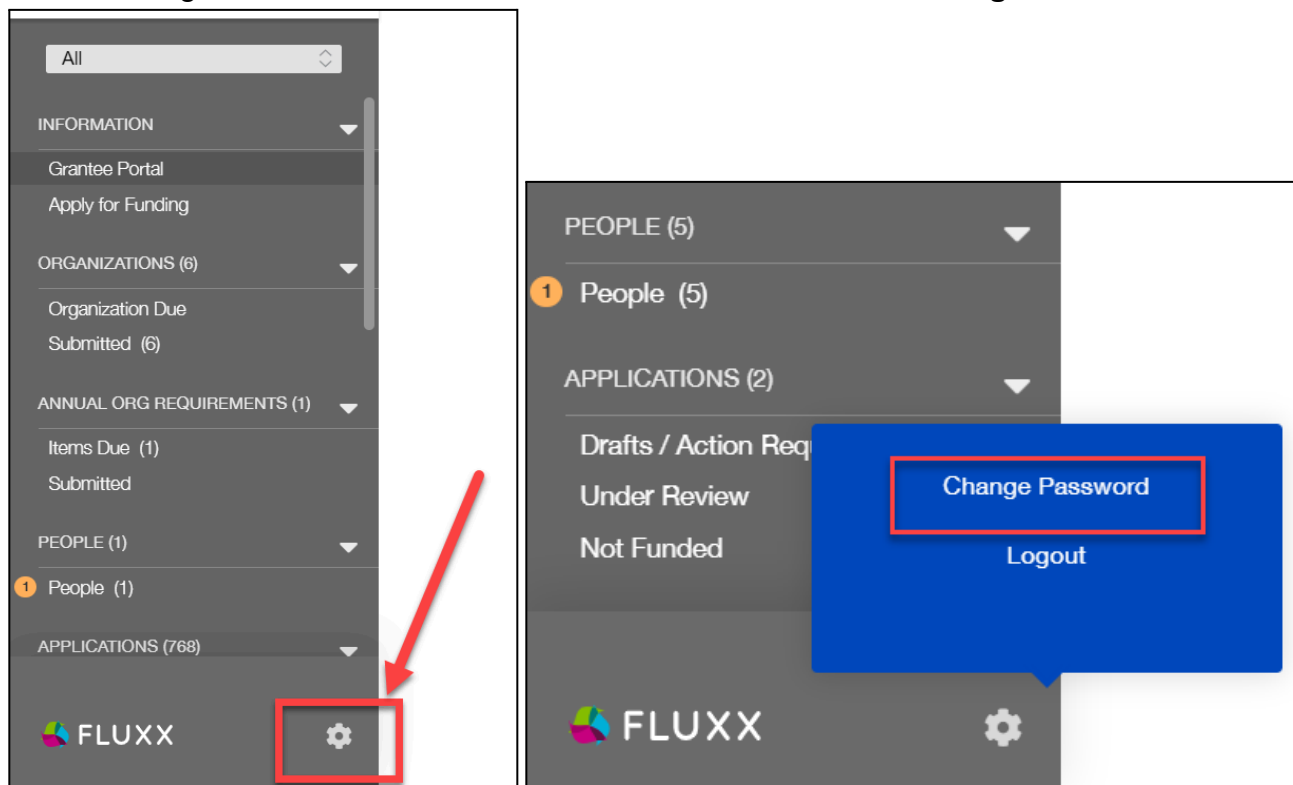
- Minimum Password Length = 9 characters
- Passwords must not contain more than 2 repeated characters in a row.
- Passwords must be different from the last 2 passwords
- Allowable Characters = Uppercase, Lowercase, Numbers and Symbols

A screenshot of a "SET YOUR PASSWORD" dialog box. The dialog box is dark-themed and contains two input fields: "New password" and "Confirm new password". Below these fields are two buttons: "Cancel" and "Set Password and Log in". The dialog box is overlaid on a background with abstract, colorful shapes in shades of green, blue, and pink.

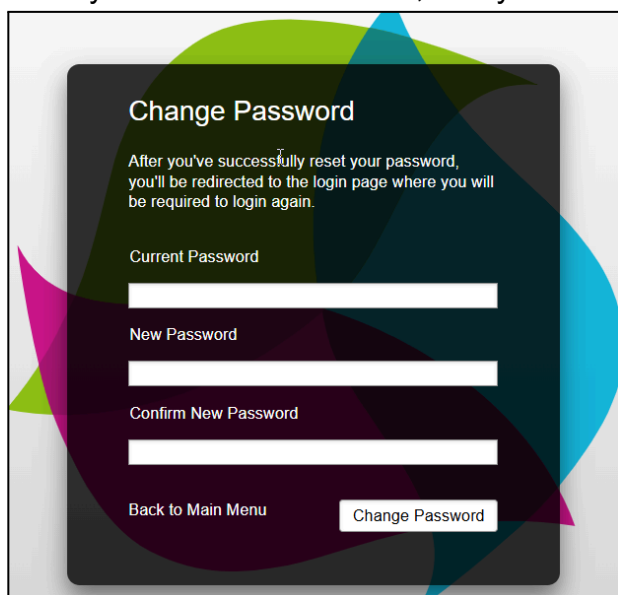
Reset Password while Logged into Fluxx

Step by Step Instructions

1. Click on the gear icon near the lower left corner and then select **Change Password**.



2. Enter your Current Password, and your New Password, then click **Change Password**.



3. You will be returned to the log in page to log in with your new password.

Frequently Asked Questions

1. I have reset my password and still can't get in.

- Answer: Fluxx tracks Failed Log In attempts. If you tried to log in 5 or more times with the wrong credentials your account will be locked. You must wait 30 minutes for the lock to clear before logging in again.

Need More Help?

- For questions about using Fluxx, please contact dcjgms@state.co.us or 720-582-4510.